




The First Model of Unusual, Noprofit and Civic Startup Accelerator Ecosystem

The Top Startup Challenges in Europe



Gennaio 2019



**Il Gym e il Tech Cocktail delle StartUp
l'Appuntamento per Accelerare i Talenti e le Imprese
a e da Napoli**

STARTUP PLAY

**Il Gym e il Tech Cocktail delle StartUp
l'Appuntamento per Accelerare i Talenti e le Imprese
a e dalla Rete**

StartUp Gym + Tech Cocktail



Talenti

+



Eventi

+



Finanza

=



NAStartUpDay e il **NAStartUpPlay** sono gli eventi mensili, gratuiti, che scandiscono le accelerazioni di **NAStartUp** per Innovation Lover.

Le **Startup** condividono il progetto / l'idea di business (e/o social impact) con il proprio elevator pitch a una platea **Italiana** e **Europea** di operatori selezionati per conoscersi, discutere e accelerare direttamente

NAStartUp sviluppa diversi strumenti per l'Ecosistema delle Startup e dell'Innovazione per accelerare.

Come Acceleriamo L'Innovazione
Media

Professionisti

Imprenditori

Talenti

Finanza

Startup

Business

Social

Studenti - Appassionati - Curiosi

Impattare con Tutte L'economie della Società

Community dei Talenti


Sponsor & Partner

Advisor/Guest

Director



The Network is The Innovation



BIANCAMORE



Marzo 2023

Advisor



Advisor



Director
Antonio Prigiobbo



Advisor



Advisor



Maddalena Ascione

Valerio Alfano

Giancarlo Donadio

Sabrina Ianaro

Michele De sena

Guest

+98 eventi mensili (+60 extra)

+470 Startup Accelerate

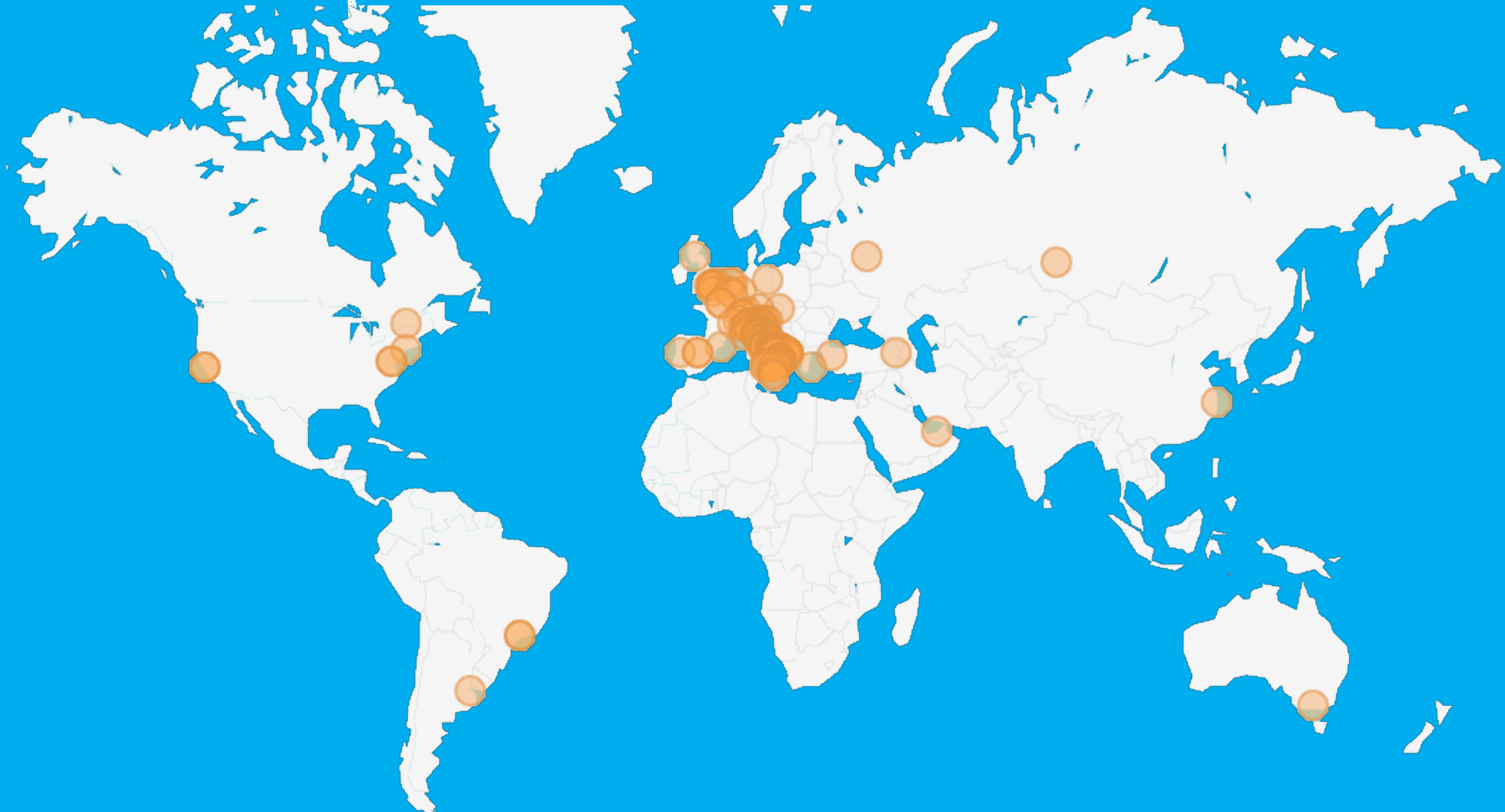
+150 Social/smart/crowd

+600 Progetti Promossi

Media Audience +200,000 contatti/mese

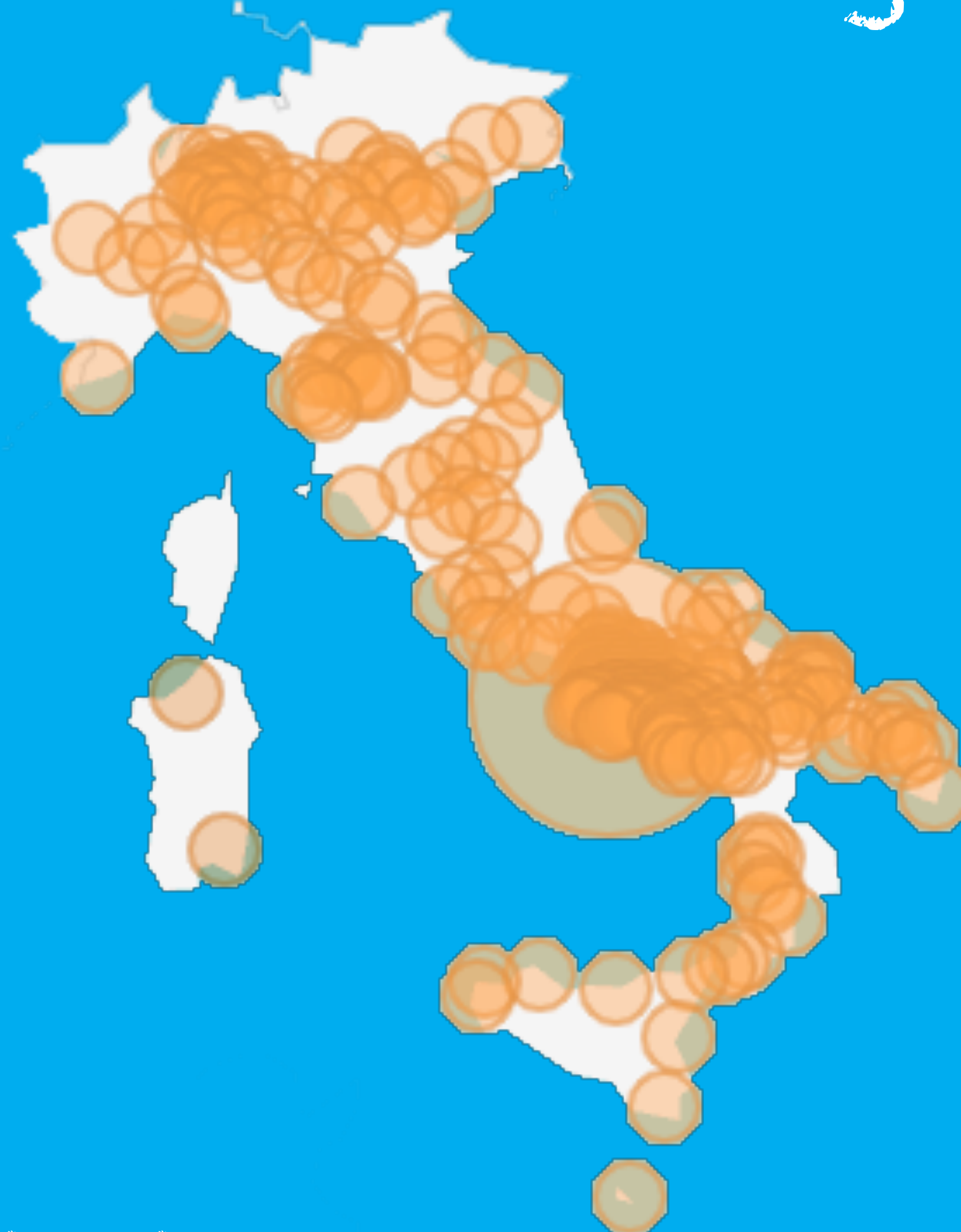


+8500 persone diverse in 8 anni



EventBrite > Marzo 2014 - Gennaio 2021

+1000 persone nuove ogni anno



EventBrite > Gennaio 2022

START

- ★ Napoli
- ★ Barcelona
- ★ Malta
- ★ Berlin
- ★ London
- ★ ...

Next?
Join Our Accelerator Network
info@nastartup.it
fb.com/nastartup
[@nastartup](https://twitter.com/nastartup)



2016

Primo Network Europeo Incubatori/Acceleratori

L'Ultima Evoluzione del Network degli Eu Advisor



Bruno Flora



Antonio Gison



Anna Cotroneo



Antonio Troiano



Ivan Leider



Alessandra Iovine



Nicola Marra



Valeria Spinelli



Edward Borg



Mariia Yeromenko



Antonio Prigiobbo



2018

Rete Europea degli Advisor di NASTartUp

Accelerare INSIEME

Talenti & Imprese

- Opportunità di Lavoro
- Sviluppare Insieme La Struttura
- Conoscere le Evoluzioni della Tech Economy
- Promuovere il Proprio Talento/Progetto
- Usare e Far Crescere La Rete
- Opportunità d'Investimenti





LA PIÙ GRANDE COMMUNITY SULL'INNOVAZIONE E SULLE STARTUP



Join us!

NASTARTUP, ITA BENCHMARK SCORECARD 2019

Project: World Benchmark Study 2019-2020 | Reference line: Aug. 2019 | Created: 2019.09.19 | Contact: research@ubi-global.com



01 PROGRAM PROFILE

ORGANIZATIONAL BACKGROUND




Headquarters: Naples, Italy | Founded: 2014 | Program ID: EU0410

Partner Universities: University of Naples Federico II, Parthenope University of Naples, University of Campania "Luigi Vanvitelli", University of Salerno

PROGRAM TYPE



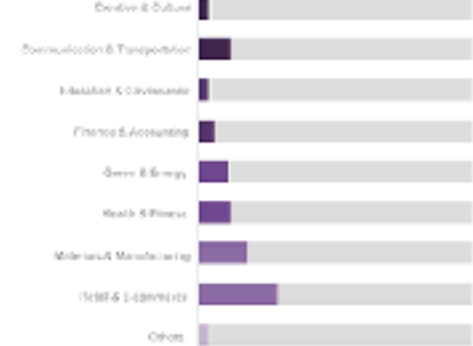
PROGRAM OPERATIONS



STAGES SUPPORTED



SECTORS REPRESENTED



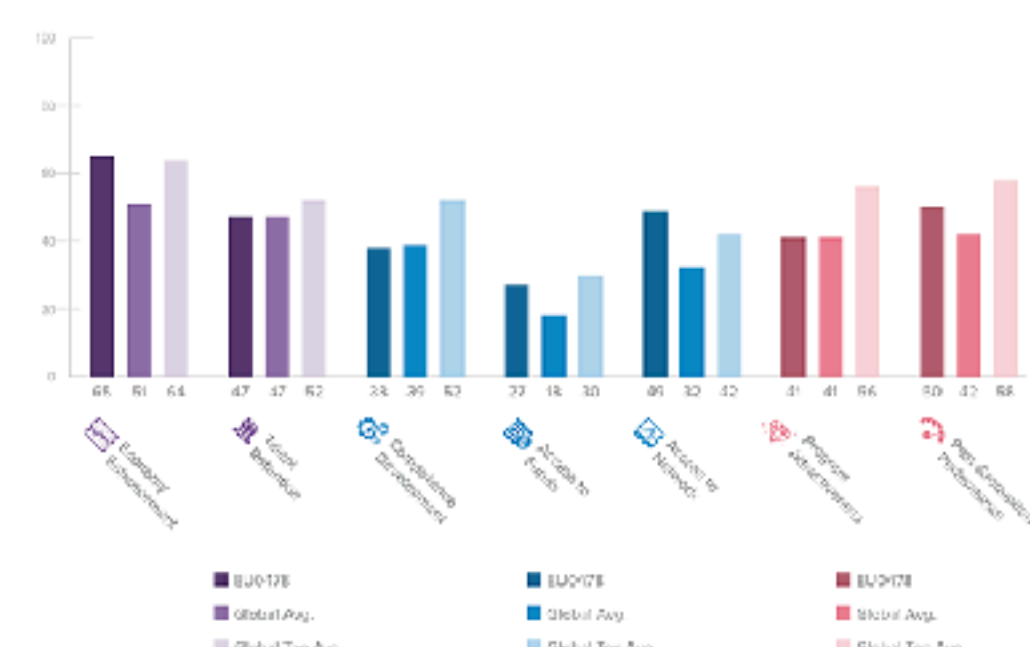
02 PROGRAM IMPACT & PERFORMANCE

YOUR BENCHMARK SCORES



Global Avg. of 204 business incubators & accelerators | Global Top Avg. of 10th best performing program

SUBCATEGORY SCORES



KEY PERFORMANCE INDICATORS



The data presented is used and made available to allow benchmarking against general benchmark of program results performance and impact.



Awarded
NASStartUp
Country Italy

Ali Amin
Ali Amin
CEO, Co-founder

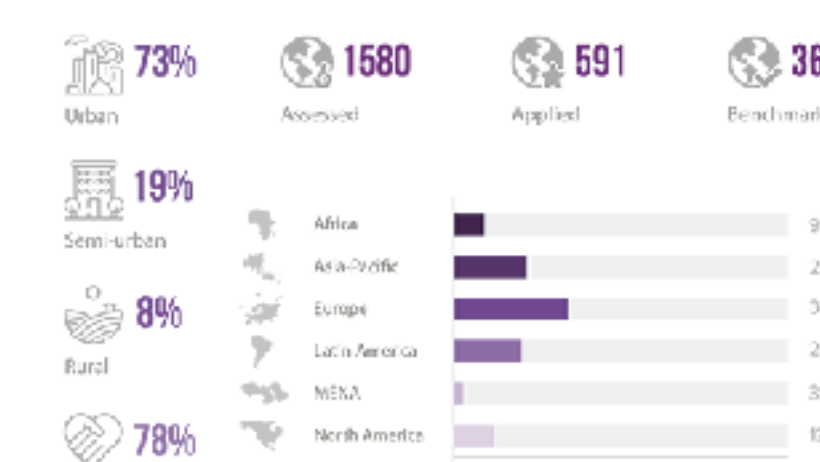
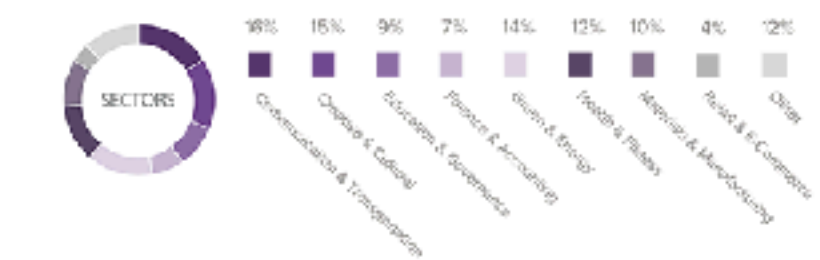
November 6, 2019
Stockholm, Sweden

Holger Meyer
Holger Meyer
Head of Research



03 BENCHMARK LANDSCAPE 2019 - 2020

PARTICIPANTS OVERVIEW



04 DEFINITION

BENCHMARK FRAMEWORK



* All benchmark results are derived from and reported in the 2019 US edition
* Weight indicates the relative contribution to the overall program score
* Each score is based on 20% self-reported and 80% on performance
* City Weight: High Medium Low
* For the full research methodology, please visit ubi-global.com/research

05 UBI GLOBAL

WE ENABLE INNOVATION THROUGH IMPACTFUL COLLABORATION WORLDWIDE

UBI Global is a Sweden-based innovation intelligence company and community, founded in 2015 to identify business opportunities within business incubation globally.

The company supports incubators, accelerators and their startups with **personalized benchmarking program rankings**, **international networking** and **corporate matching**.

Join the UBI Global community free-of-charge by visiting ubi-global.com/en/ubiglobal.

UBI Global is part of UbiVenture Group - a private equity venture development entity in Sweden, listed here at ubi-ventures.com

<http://ubi-global.com>
info@ubi-global.com



RANKING AND RECOGNITION OVERVIEW

Dependent on the available sample size and composition, the ranking categories are chosen based on two dimensions:

1. PROGRAM TYPE



2. INCUBATOR & ACCELERATOR GROUPING



Of the 1895 incubators and accelerators that were initially assessed, 109 programs were retained for the benchmarking process which resulted in four world ranking groups. Due to the comparatively small number of corporate incubators and accelerators in the sample, and this study's comparatively smaller number of public and private programs, corporate incubators and accelerators and private incubators and accelerators are ranked together, forming part of broader public/private incubator and public/private accelerator ranking groups. Special recognition is also given to a number of incubators and accelerators that excelled in six regional subsamples.

INCUBATOR AND ACCELERATOR MEMBERS ACCEPTED



1000+

INDUSTRIES COVERED



200+

DER STANDARD

THE HUFFINGTON POST

UNIVERSITIES ENGAGED



1500+

INDIVIDUAL PROFESSIONALS INVOLVED



5,000+

THE IRISH TIMES

BBC RADIO

COUNTRIES REPRESENTED



90+

STARTUPS MAPPED



50,000+

Chicago Tribune

LE FIGARO



UBI GLOBAL

SCORE CALCULATION

Each assessed program receives a *Program Impact and Performance Score (PIPS)* based on its achievements relative to the sample. First, the KPI scores are multiplied by their respective weights. The average of the weighted KPI scores in each subcategory represents the subcategory score. Second, the average of the respective weighted subcategory scores generates the category scores. Finally, the average of the three category scores equals the PIPS.

The programs with the highest PIPS relative to their global, regional or socio-economic peers, are the ones that are being recognised as top performing programs within their respective categories.

SCORING FRAMEWORK FOR THE WORLD BENCHMARK STUDY 2021 - 2022

21 KPIS (DIMENSIONS)	PERIOD	UNIT	WEIGHT	7 SUBCATEGORIES	3 CATEGORIES	1 PIPS
1. Jobs created & sustained (Workforce)	1 yr	#	6.7%	1. Economy Enhancement (22.2%)	1. Value for Ecosystem (33.3%)	Program Impact and Performance Score (100%)
2. Sales revenue (Economic Output)	1 yr	\$	6.7%			
3. Graduates (Economic Development)	5 yrs	#	4.4%			
4. Self-generated revenue (Sustainability)	1 yr	\$	4.4%	2. Talent Retention (11.1%)		
5. Client startups accepted (Human capital - short term)	1 yr	#	6.7%			
6. Graduate retention (Human capital - long term)	5 yrs	#, %	4.4%	3. Competence Development (8.9%)		
7. Services offered (Support)	1 yr	#	4.4%			
8. Coaching and mentoring hours (Guidance)	1 yr	#	4.4%			
9. Total investment attracted (Funding - total)	5 yrs	\$	6.7%	4. Access to Funds (11.1%)	2. Value for Client Startups (33.3%)	
10. Average investment attracted (Funding - average)	5 yrs	\$	2.2%			
11. Seed funding attraction (Funding - probability)	1 yr	#, %	2.2%	5. Access to Network (13.3%)		
12. Partners (Business development)	1 yr	#	6.7%			
13. Events (Stakeholder engagement)	1 yr	#	4.4%			
14. Alumni engagement (Peer support)	1 yr	#, %	2.2%	6. Program Attractiveness (15.5%)		
15. In-state applications (Reputation - local/regional)	1 yr	#, #/spot	6.7%			
16. Out-of-state applications (Reputation - national/global)	1 yr	#, #/spot	4.4%	7. Post-Graduation performance (17.8%)	3. Value for Program (33.3%)	
17. Sponsorship attraction (Brand)	1 yr	\$	4.4%			
18. 1-year survival rate (Success - potential)	10 yrs	%	4.4%			
19. 5-year survival rate (Success - promise)	10 yrs	%	4.4%			
20. High growth enterprises (Success - evidence)	10 yrs	%	4.4%			
21. Qualified exits (Success - proof)	10 yrs	#	4.4%			

Unico Acceleratore Gratuito, UnUsual e NoProfit

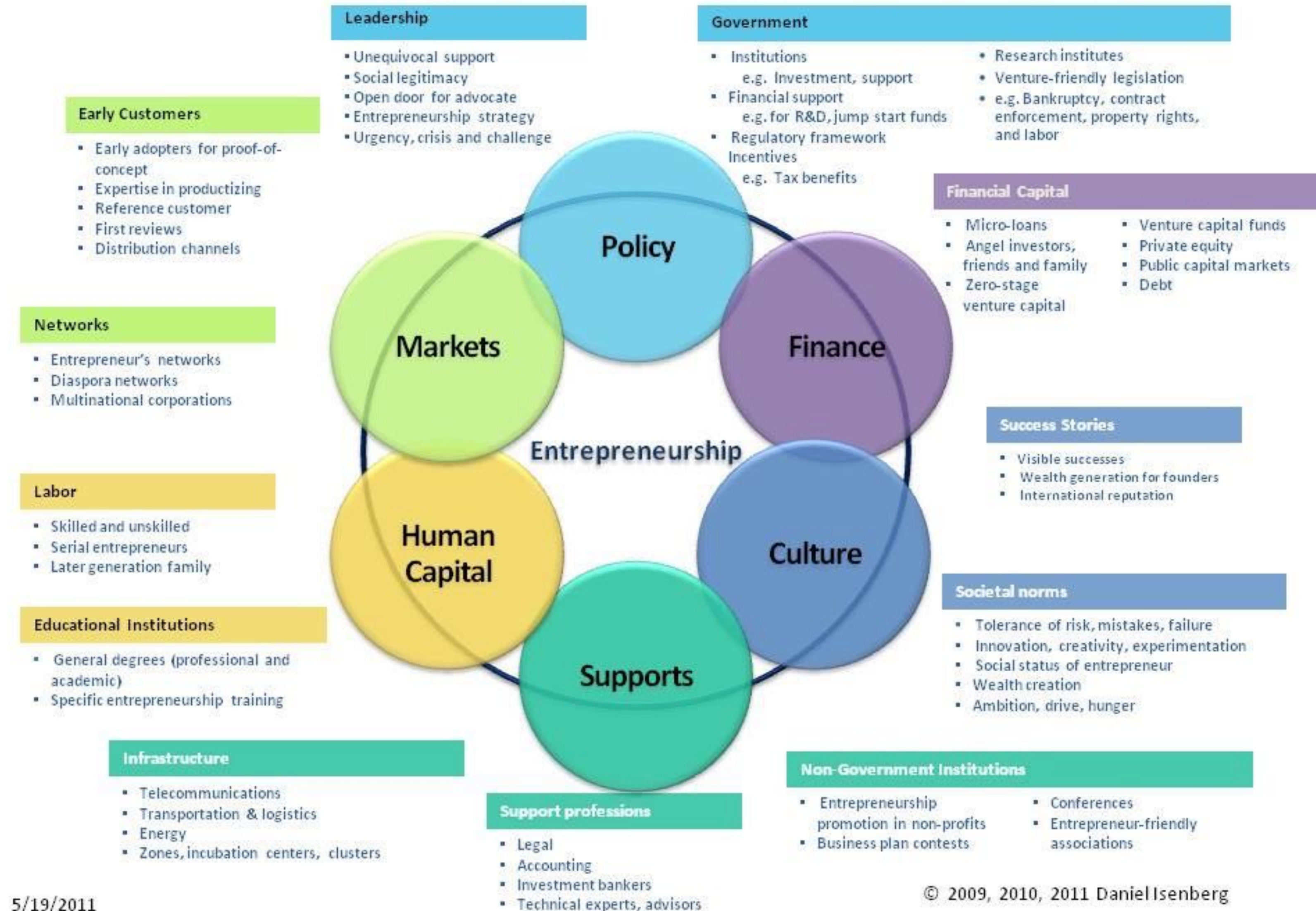


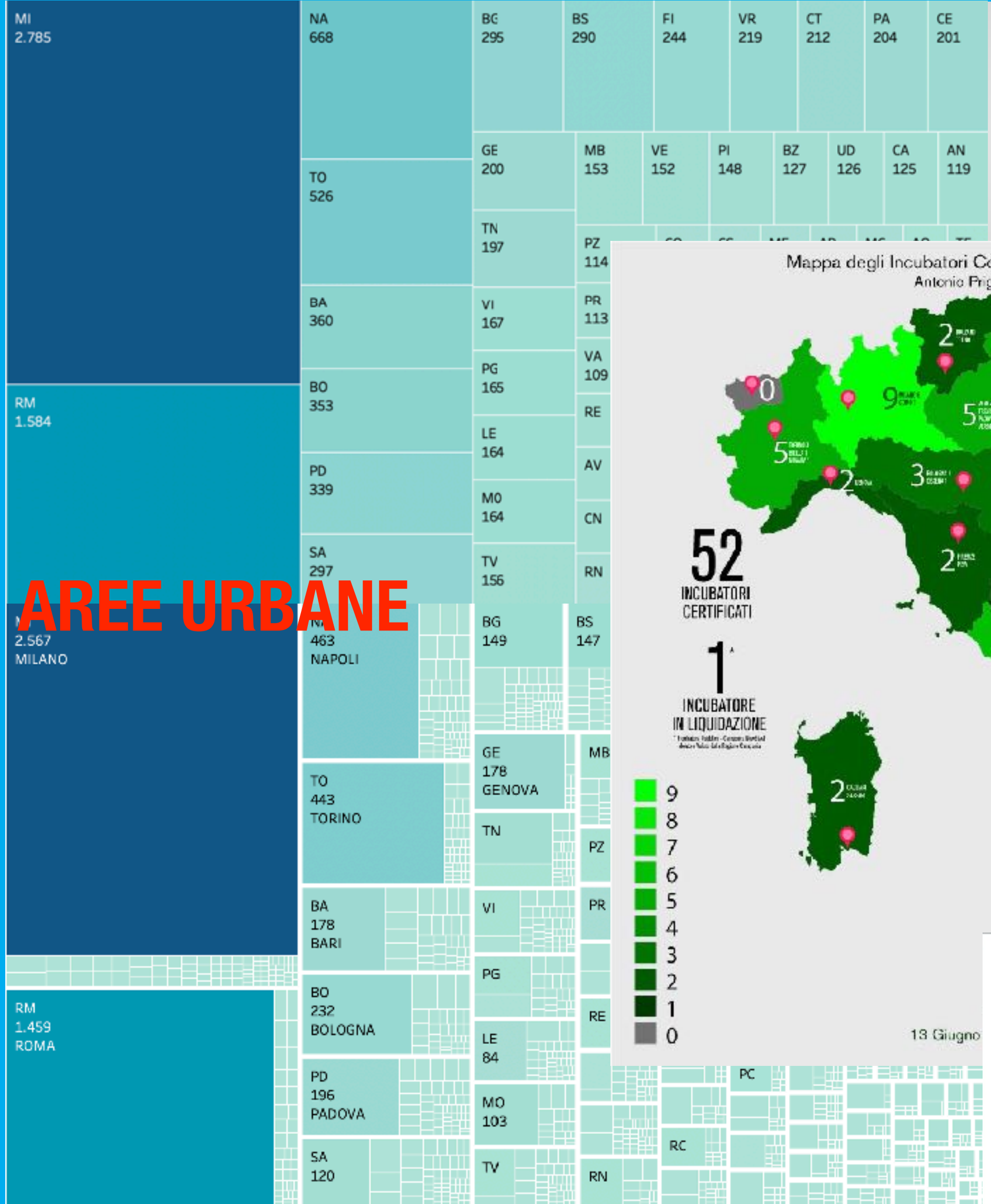
Avete qualche idea da Accendere?



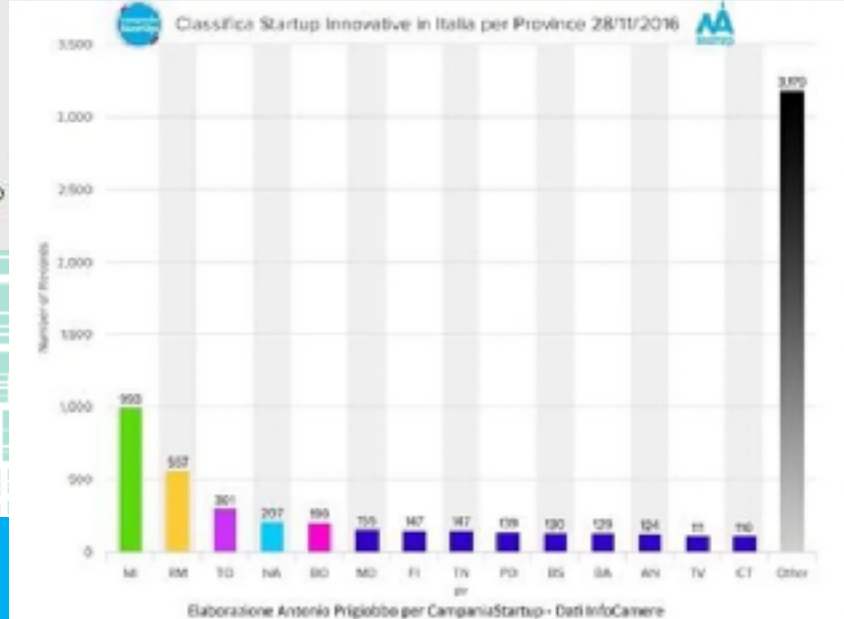
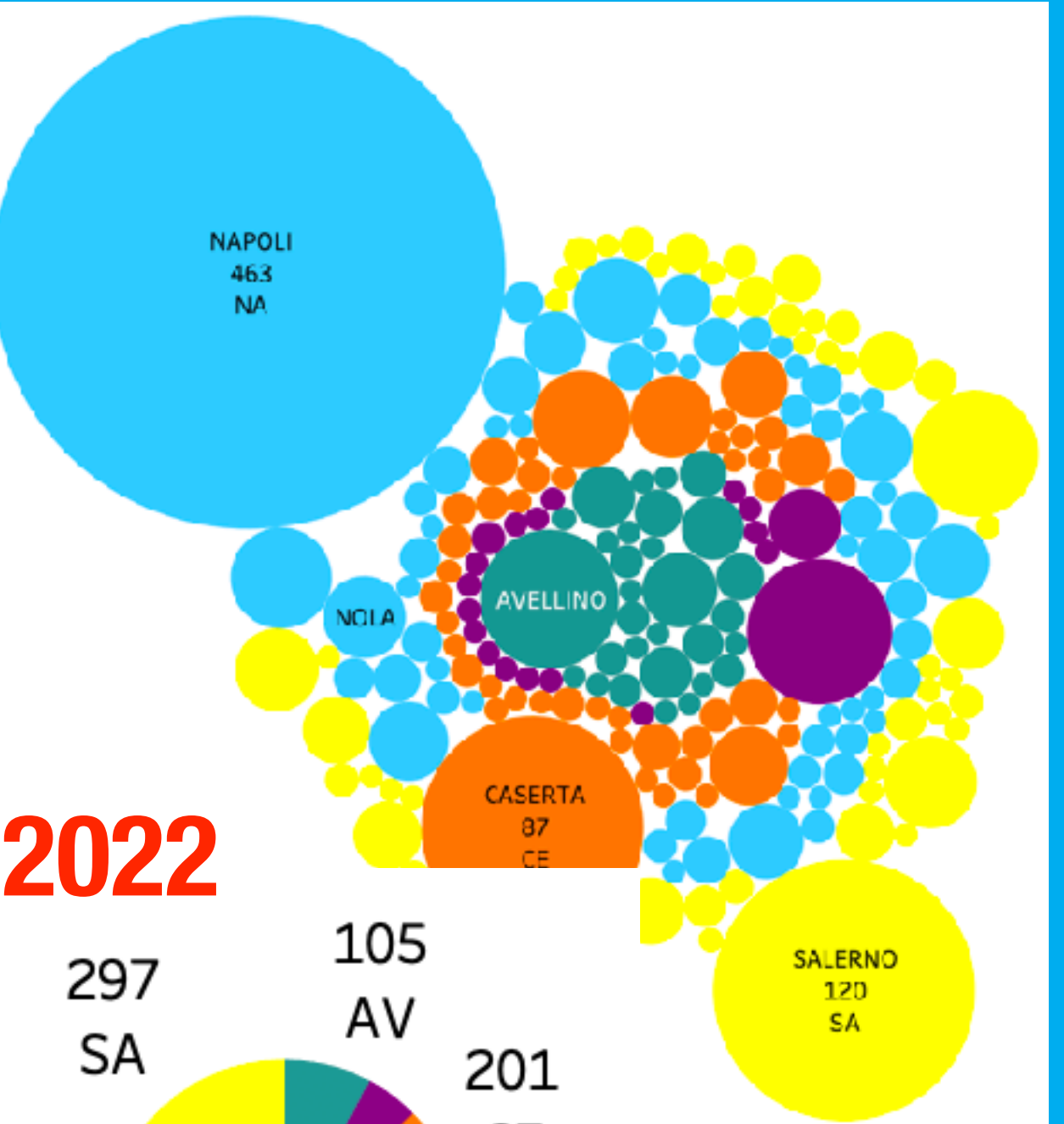
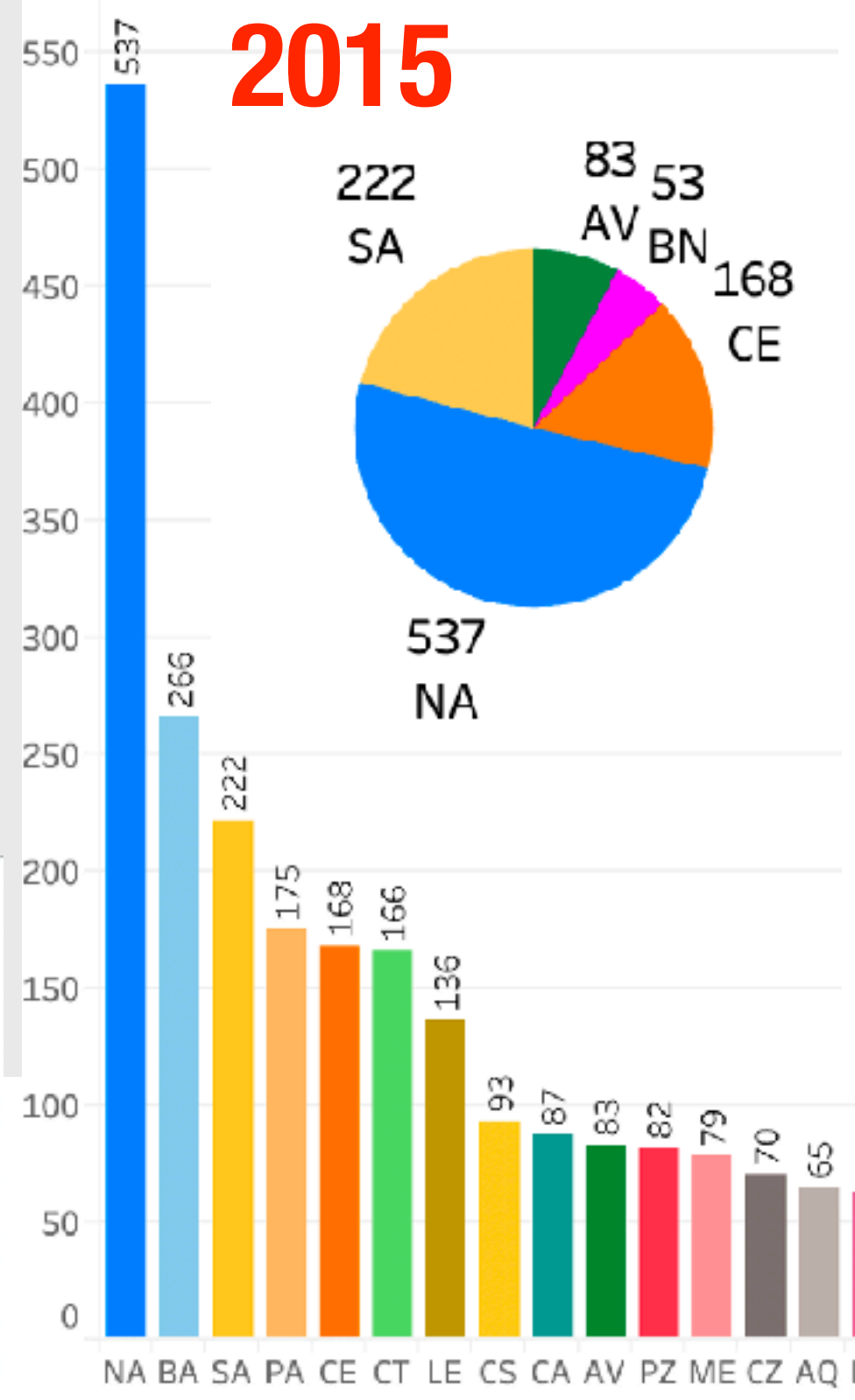
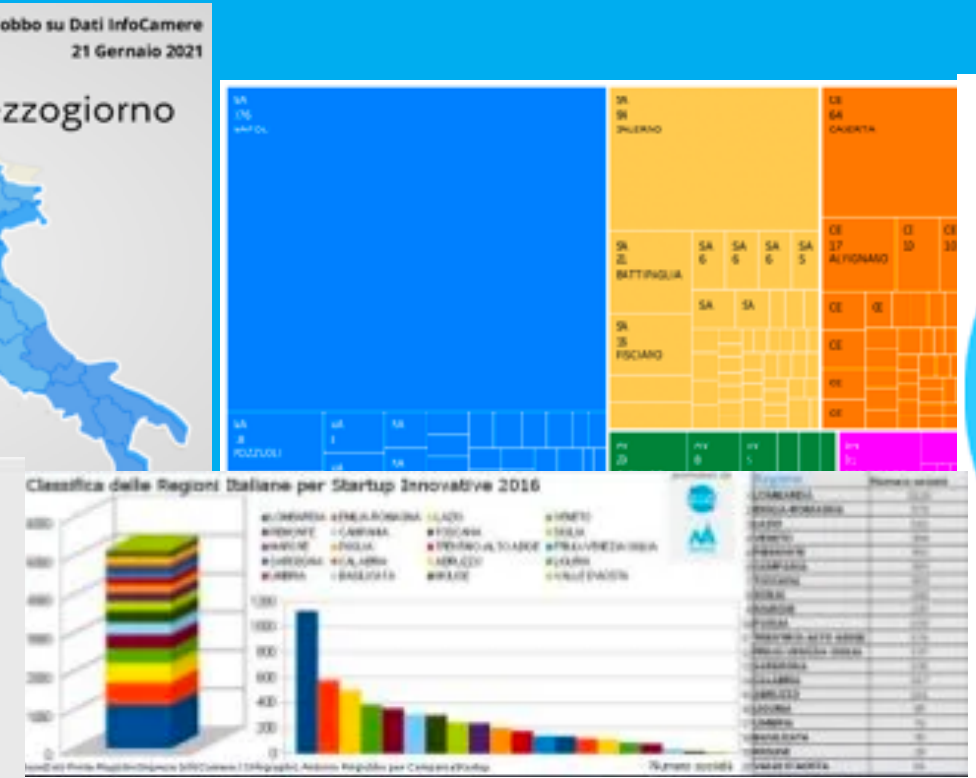
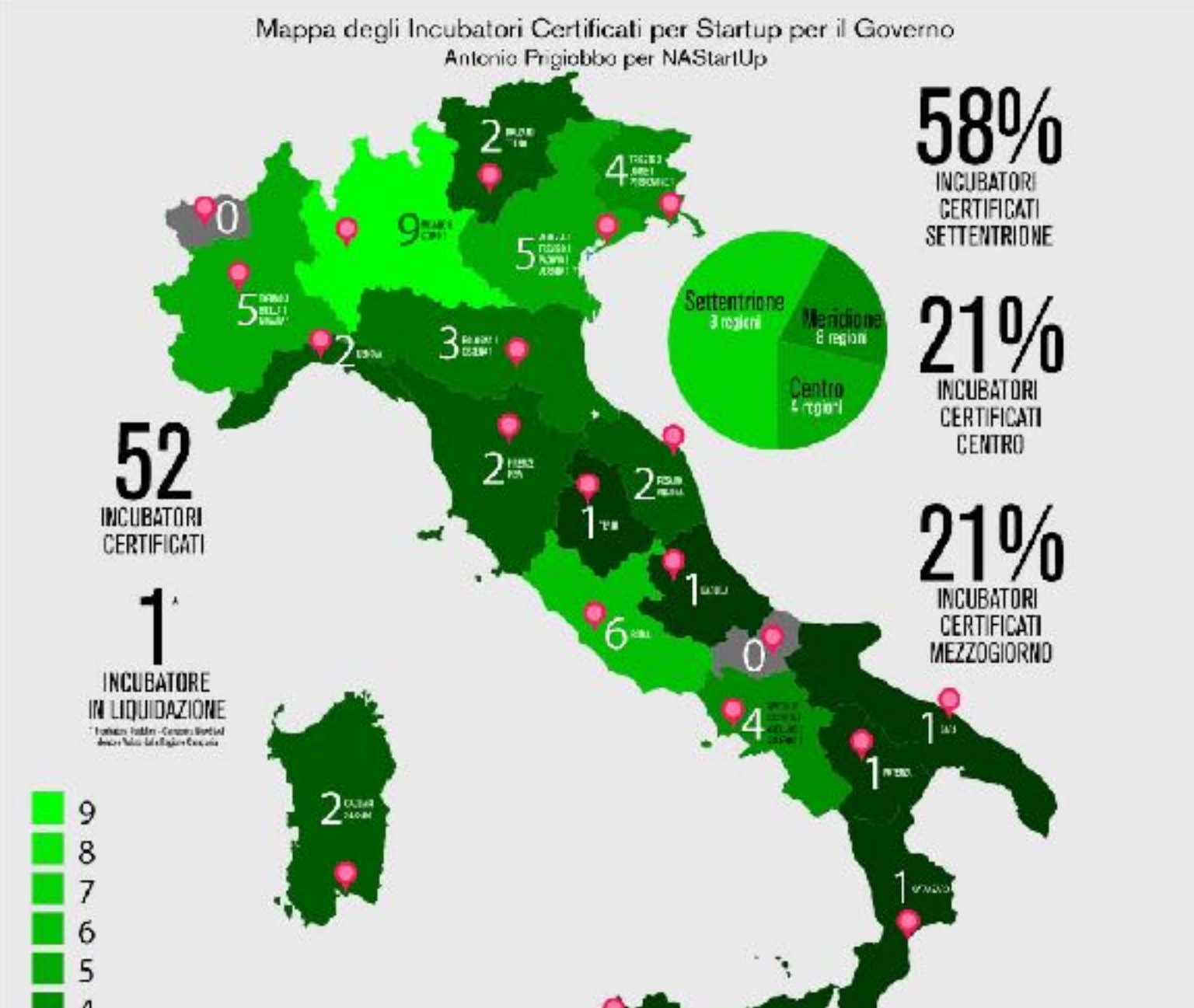
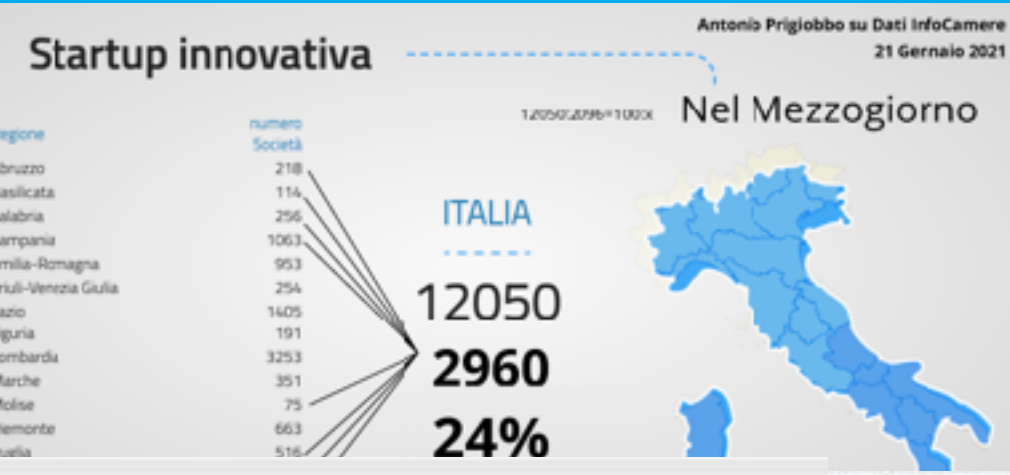
l'unico modo per fare innovazione? È farla!

Domains of the Entrepreneurship Ecosystem





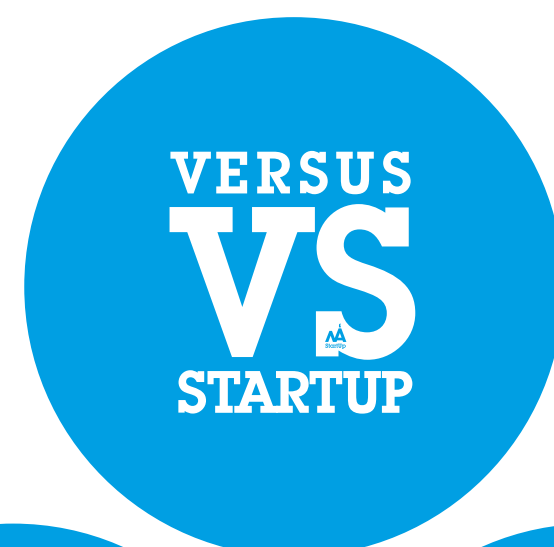


AREE URBANE




Meeting

Match




Galaxy

Vertical



Every Month
Open & Free
Attend and Follow



      nastartup.it



STARTUP PLAY

www.nastartup.it

Mercoledì
20
h 13:00
Dicembre
2023



Progettare Insieme



Accelerare Insieme

Info

WWW.NASTARTUP.IT

[linkedin.com/company/nastartup](https://www.linkedin.com/company/nastartup)

per foto e video

[facebook.com/nastartup](https://www.facebook.com/nastartup)

Antonio Prigiobbo

FOUNDER & DIRECTOR

www.slideshare.net/killermedia/presentations

Business Contact

<https://www.linkedin.com/in/killermedia/>